

# IVALIFE Insurance Limited

## FACT SHEET - ADVENTUROUS STRATEGY AS AT 31/12/2025

### INVESTMENT OBJECTIVES

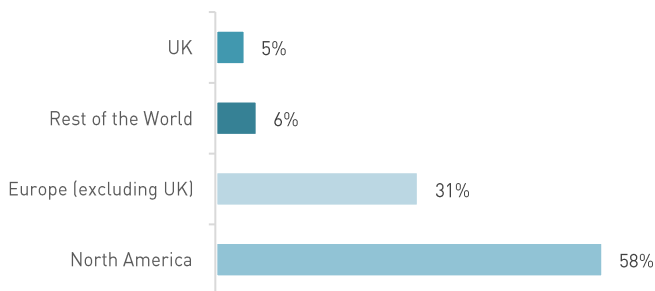
The IVALIFE Adventurous Strategy aims to maximise growth over the longer term. Investing always involves a level of risk, and movement in value, up or down, is expected. This Strategy's assets are spread over a wide array of sectors and geographic locations to ensure maximum diversification.

### PORTFOLIO STRATEGY

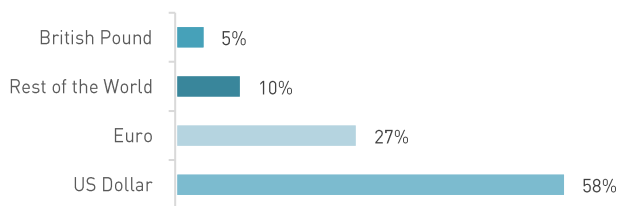
The IVALIFE Adventurous Strategy takes a long-term strategic approach to asset allocations across different classes taking into consideration the market outlook. This Strategy primarily invests in funds where the underlying assets include a mix of equities across distinct sectors. Between 85% and 100% of the assets of this Strategy are invested in equity funds with the underlying investments held across various countries and industries. These equity funds have their assets spread over alternative currencies. The IVALIFE Adventurous Strategy is focused on achieving capital growth by investing in higher risk assets.

### PORTFOLIO OVERVIEW AND PERFORMANCE<sup>1</sup>

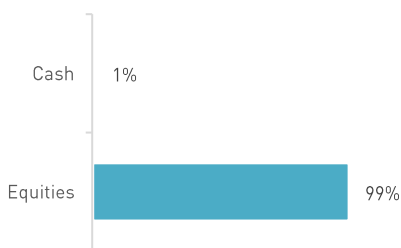
Geographic Breakdown



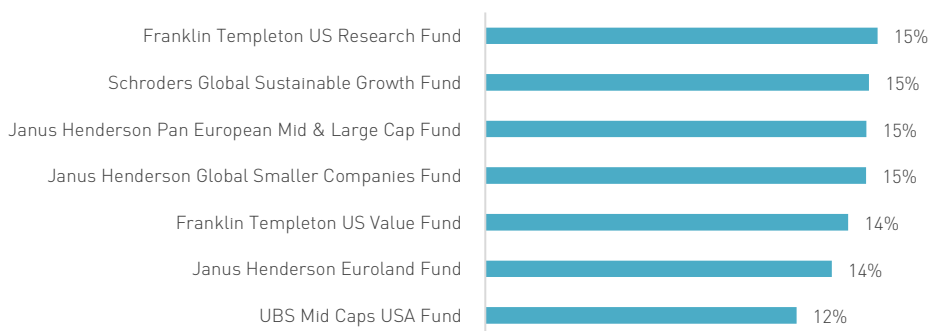
Underlying Currencies<sup>2</sup>



Asset Breakdown



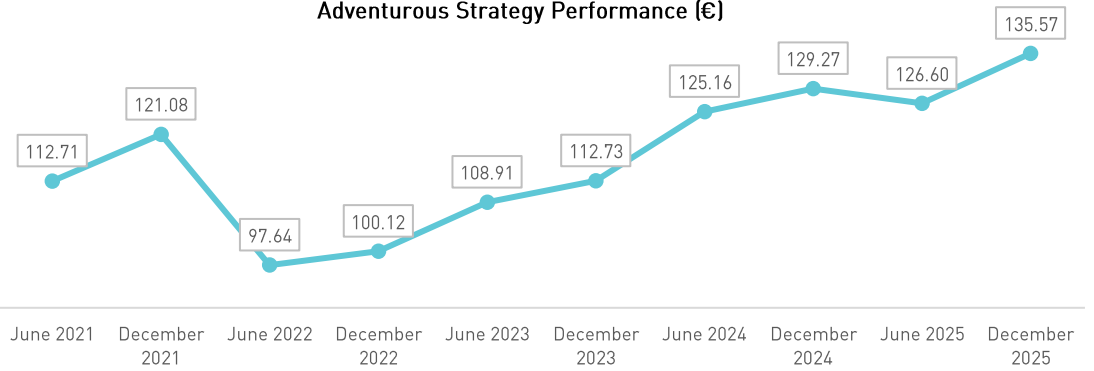
Holdings<sup>3</sup>



**Standard Deviation**  
13.38%

**Sharpe Ratio**  
0.32

### Adventurous Strategy Performance (€)



Annualised Return	1-Year	3-Year	5-Year
	4.88%	10.63%	6.28%

This document is designed to give You key investor information about this Strategy. The above information is not to be construed as investment advice and past performance is not a guide to future returns. It is recommended to read this document in conjunction with the About Us, the Key Features Document, the Key Information Documents and the Policy Booklet which may be provided upon request or downloaded from our website on [www.iva.life](http://www.iva.life).

<sup>1</sup>Performance is shown after deduction of underlying fund ongoing charges. Any entry and exit charges are excluded from the calculation. Movements in exchange rates between the currencies of investments and the base currency may negatively affect the value of an investment and any income received from it. This graph represents the performance of a €100 investment at the start of the 5-year period ending December 2025. The IVALIFE Adventurous Strategy commenced in March 2023, and the performance shows the simulated returns using historic data.

<sup>2</sup>This graph is reflective of the funds underlying assets' currency exposure.

<sup>3</sup>The funds selected and allocations presented are correct as at the end of December 2025 and are subject to change based on the investment strategy adopted by IVALIFE Insurance Limited.

The information disclosed in this fact sheet is based on the information found in the underlying fund fact sheets produced by the selected investment principals.